

Office Share

Presented by: Randy McCreith 503-310-9147
Bella Casa RE Group

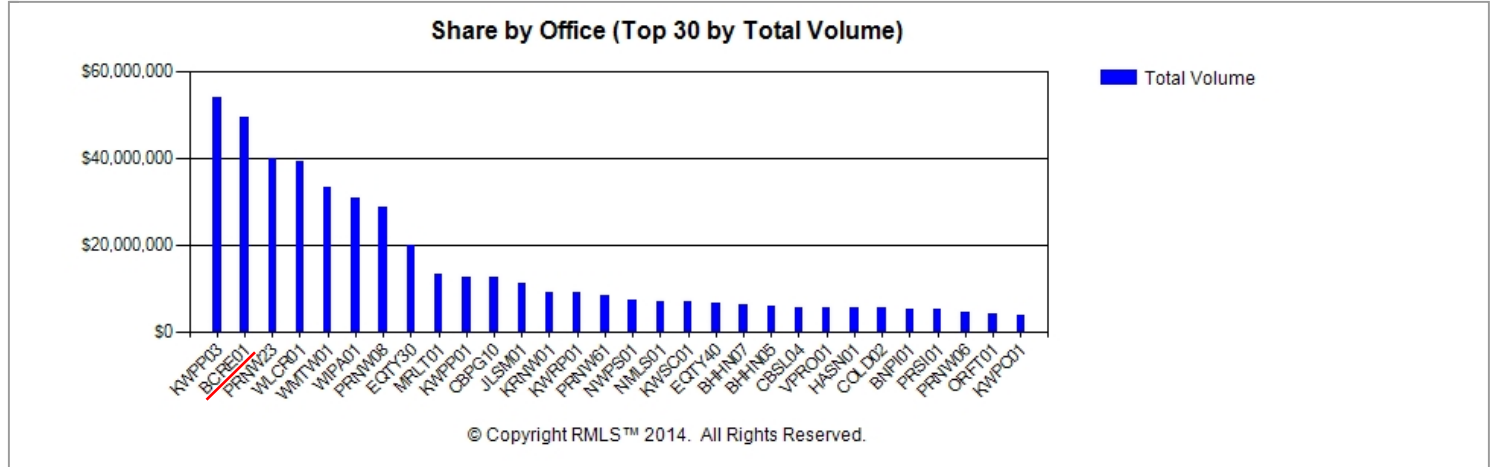
Bella Casa Real Estate Group is a professional cooperative with a powerful local brand. Formed in March, 2007, 4 months before the bottom fell out of the housing industry, the numbers show our success against national and regional brands and local offices. Below are 4 standard reports which have not been altered!

Search Criteria

Property Category = RESIDENTIAL, MULTIFAMILY, COMM/INDUSTRIAL, LOTS AND LAND Area = 156 Status = SLD, SNL Status Date Range = 1/1/2013...12/31/2013 Search Type = List or Selling Office

Report Graph

Who sold the most real estate in Yamhill County in 2013?



Report Data

Rank	Office Code	Company	Market Share	Listing Units	Listing Volume	Sold Units	Sold Volume	Total Units	Total Volume	Average Price
1	KWPP03	Keller Williams Realty Portland Premere	8.74%	103	\$34,880,750	59	\$19,006,706	162	\$53,887,456	\$332,638
2	BCRE01	Bella Casa RE Group	7.99%	98	\$24,425,221	106	\$24,860,432	204	\$49,285,653	\$241,596
3	PRNW23	Prudential NW Properties	6.50%	83	\$22,629,498	67	\$17,439,424	150	\$40,068,922	\$267,126
4	WLCR01	Willcuts Company Realtors	6.34%	103	\$25,545,002	55	\$13,546,306	158	\$39,091,308	\$247,413
5	WMTW01	Willamette West REALTORS	5.37%	103	\$18,953,375	55	\$14,172,305	158	\$33,125,680	\$209,656
6	WIPA01	Windermere Pacific Crest Realt	5.01%	67	\$15,133,027	75	\$15,792,480	142	\$30,925,507	\$217,785
7	PRNW08	Prudential NW Properties	4.66%	94	\$15,520,122	76	\$13,200,218	170	\$28,720,340	\$168,943
8	EQTY30	RE/MAX Equity Group	3.20%	43	\$9,959,841	38	\$9,799,450	81	\$19,759,291	\$243,941
9	MRLT01	M Realty LLC.	2.18%	6	\$4,554,950	16	\$8,874,027	22	\$13,428,977	\$610,408
10	KWPP01	Keller Williams Realty Portland Premere	2.05%	21	\$4,625,410	28	\$8,007,300	49	\$12,632,710	\$257,810
11	CBPG10	Coldwell Banker Professional	2.02%	36	\$6,695,400	31	\$5,774,800	67	\$12,470,200	\$186,122
12	JLSM01	John L. Scott Market Center	1.79%	18	\$5,107,986	26	\$5,917,750	44	\$11,025,736	\$250,584
13	KRNW01	Knipe Realty NW, Inc	1.49%	10	\$3,960,500	21	\$5,218,400	31	\$9,178,900	\$296,093
14	KWRP01	Keller Williams Realty Profes.	1.45%	8	\$1,854,800	25	\$7,062,498	33	\$8,917,298	\$270,221
15	PRNW61	Prudential NW Properties	1.35%	20	\$3,083,050	25	\$5,222,600	45	\$8,305,650	\$184,570
16	NWPS01	Northwest Property Sales LLC	1.17%	25	\$3,733,363	24	\$3,481,412	49	\$7,214,775	\$147,240
17	NMLS01	Non Rmls Broker	1.12%	8	\$2,389,000	42	\$4,528,514	50	\$6,917,514	\$138,350
18	KWSC01	Keller Williams SunsetCorridor	1.11%	13	\$2,891,900	15	\$3,979,300	28	\$6,871,200	\$245,400
19	EQTY40	RE/MAX Equity Group	1.07%	16	\$2,785,499	19	\$3,811,600	35	\$6,597,099	\$188,488
20	BHHN07	Berkshire Hathaway HomeServices NW Real Estate	1.02%	11	\$2,774,177	13	\$3,530,425	24	\$6,304,602	\$262,691
21	BHHN05	Berkshire Hathaway HomeServices NW Real Estate	0.96%	14	\$2,412,500	20	\$3,513,682	34	\$5,926,182	\$174,299
22	CBSL04	Coldwell Banker Seal	0.91%	2	\$334,800	30	\$5,298,300	32	\$5,633,100	\$176,034
23	VPRO01	Valley Realty	0.90%	9	\$3,394,400	9	\$2,159,100	18	\$5,553,500	\$308,527
24	HASN01	Hasson Company Realtors	0.89%	9	\$2,903,900	8	\$2,577,600	17	\$5,481,500	\$322,441
25	COLD02	Coldwell Banker Mountain West	0.88%	14	\$2,696,700	12	\$2,726,900	26	\$5,423,600	\$208,600
26	BNPI01	Windermere West LLC	0.85%	10	\$3,174,350	7	\$2,041,523	17	\$5,215,873	\$306,816
27	PRSI01	Premier Homes Real Estate	0.83%	25	\$4,810,550	1	\$282,950	26	\$5,093,500	\$195,903
28	PRNW06	Prudential NW Properties	0.74%	4	\$1,880,650	10	\$2,674,227	14	\$4,554,877	\$325,348
29	ORFT01	Oregon First	0.67%	4	\$1,025,000	10	\$3,092,498	14	\$4,117,498	\$294,107
30	KWPC01	Keller Williams-PDX Central	0.61%	5	\$1,079,500	11	\$2,664,700	16	\$3,744,200	\$234,012
31	CRSU01	Carrington R E Services LLC	0.60%	5	\$879,300	10	\$2,818,086	15	\$3,697,386	\$246,492
32	ORRE02	Oregon Realty Co.	0.58%	8	\$1,196,499	14	\$2,364,300	22	\$3,560,799	\$161,854
33	PPGR01	Premiere Property Group, LLC	0.54%	4	\$801,900	8	\$2,547,300	12	\$3,349,200	\$279,100
34	SREG01	Summa Real Estate Group	0.54%	4	\$1,641,000	4	\$1,682,000	8	\$3,323,000	\$415,375

Office Share

Presented by: Randy McCreith
Bella Casa RE Group

503-310-9147 Randy@TheMcCreithTeam.com

207 NE 19th Street - Suite 100

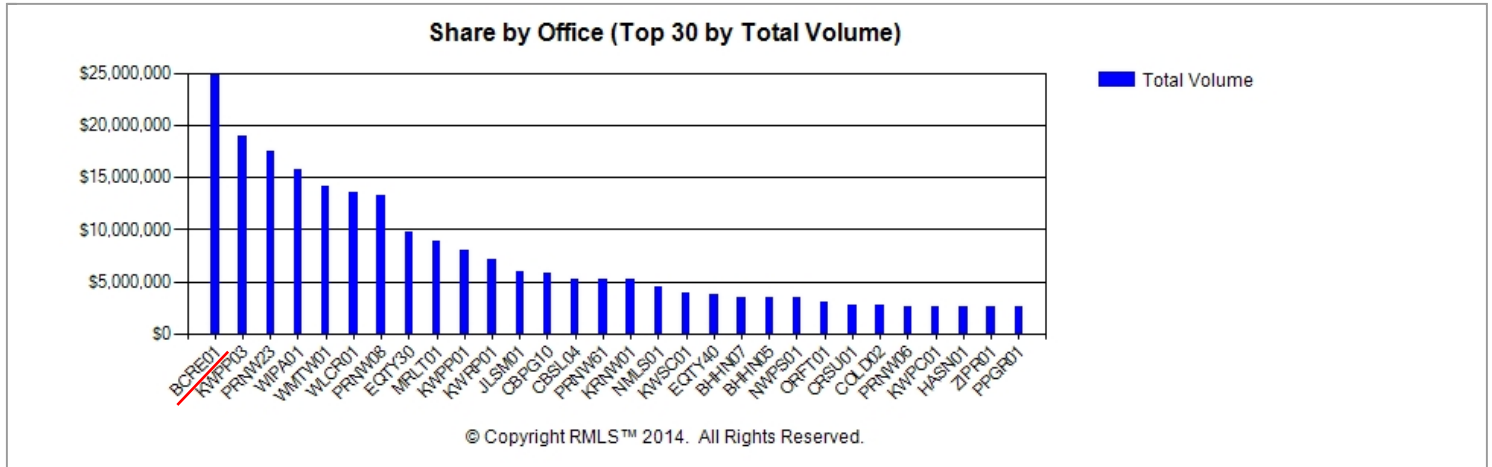
1/14/2014 11:27:05 AM

Search Criteria

Property Category = RESIDENTIAL, MULTIFAMILY, COMM/INDUSTRIAL, LOTS AND LAND Area = 156 Status = SLD, SNL Status Date Range = 1/1/2013...12/31/2013 Search Type = Selling Office

Report Graph

Who helped more buyers buy in Yamhill County in 2013?



Report Data

Rank	Office Code	Company	Market Share	Sold Units	Sold Volume	Total Units	Total Volume	Average Price
1	BCRE01	Bella Casa RE Group	8.06%	106	\$24,860,432	106	\$24,860,432	\$234,532
2	KWPP03	Keller Williams Realty Portland Premere	6.16%	59	\$19,006,706	59	\$19,006,706	\$322,147
3	PRNW23	Prudential NW Properties	5.65%	67	\$17,439,424	67	\$17,439,424	\$260,289
4	WIPA01	Windermere Pacific Crest Realt	5.12%	75	\$15,792,480	75	\$15,792,480	\$210,566
5	WMTW01	Willamette West REALTORS	4.60%	55	\$14,172,305	55	\$14,172,305	\$257,678
6	WLCR01	Willcuts Company Realtors	4.39%	55	\$13,546,306	55	\$13,546,306	\$246,296
7	PRNW08	Prudential NW Properties	4.28%	76	\$13,200,218	76	\$13,200,218	\$173,687
8	EQTY30	RE/MAX Equity Group	3.18%	38	\$9,799,450	38	\$9,799,450	\$257,880
9	MRLT01	M Realty LLC.	2.88%	16	\$8,874,027	16	\$8,874,027	\$554,626
10	KWPP01	Keller Williams Realty Portland Premere	2.60%	28	\$8,007,300	28	\$8,007,300	\$285,975
11	KWRP01	Keller Williams Realty Profes.	2.29%	25	\$7,062,498	25	\$7,062,498	\$282,499
12	JLSM01	John L. Scott Market Center	1.92%	26	\$5,917,750	26	\$5,917,750	\$227,605
13	CBPG10	Coldwell Banker Professional	1.87%	31	\$5,774,800	31	\$5,774,800	\$186,283
14	CBSL04	Coldwell Banker Seal	1.72%	30	\$5,298,300	30	\$5,298,300	\$176,610
15	PRNW61	Prudential NW Properties	1.69%	25	\$5,222,600	25	\$5,222,600	\$208,904
16	KRNW01	Knipe Realty NW, Inc	1.69%	21	\$5,218,400	21	\$5,218,400	\$248,495
17	NMLS01	Non Rmls Broker	1.47%	42	\$4,528,514	42	\$4,528,514	\$107,821
18	KWSC01	Keller Williams SunsetCorridor	1.29%	15	\$3,979,300	15	\$3,979,300	\$265,286
19	EQTY40	RE/MAX Equity Group	1.24%	19	\$3,811,600	19	\$3,811,600	\$200,610
20	BHHN07	Berkshire Hathaway HomeServices NW Real Estate	1.14%	13	\$3,530,425	13	\$3,530,425	\$271,571
21	BHHN05	Berkshire Hathaway HomeServices NW Real Estate	1.14%	20	\$3,513,682	20	\$3,513,682	\$175,684
22	NWPS01	Northwest Property Sales LLC	1.13%	24	\$3,481,412	24	\$3,481,412	\$145,058
23	ORFT01	Oregon First	1.00%	10	\$3,092,498	10	\$3,092,498	\$309,249
24	CRSU01	Carrington R E Services LLC	0.91%	10	\$2,818,086	10	\$2,818,086	\$281,808
25	COLD02	Coldwell Banker Mountain West	0.88%	12	\$2,726,900	12	\$2,726,900	\$227,241
26	PRNW06	Prudential NW Properties	0.87%	10	\$2,674,227	10	\$2,674,227	\$267,422
27	KWPC01	Keller Williams-PDX Central	0.86%	11	\$2,664,700	11	\$2,664,700	\$242,245
28	HASN01	Hasson Company Realtors	0.84%	8	\$2,577,600	8	\$2,577,600	\$322,200
29	ZIPR01	ZipRealty, Inc.	0.83%	11	\$2,561,500	11	\$2,561,500	\$232,863
30	PPGR01	Premiere Property Group, LLC	0.83%	8	\$2,547,300	8	\$2,547,300	\$318,412
31	ORRE02	Oregon Realty Co.	0.77%	14	\$2,364,300	14	\$2,364,300	\$168,878
32	VPRO01	Valley Realty	0.70%	9	\$2,159,100	9	\$2,159,100	\$239,900
33	BNPI01	Windermere West LLC	0.66%	7	\$2,041,523	7	\$2,041,523	\$291,646
34	REMP01	REMC Properties.com	0.57%	9	\$1,757,400	9	\$1,757,400	\$195,266
35	JKRG01	Joni Knight Realty Group	0.56%	8	\$1,731,100	8	\$1,731,100	\$216,387
36	SREG01	Summa Real Estate Group	0.55%	4	\$1,682,000	4	\$1,682,000	\$420,500
37	MEAO01	Meadows Group Inc., Realtors	0.50%	6	\$1,534,500	6	\$1,534,500	\$255,750

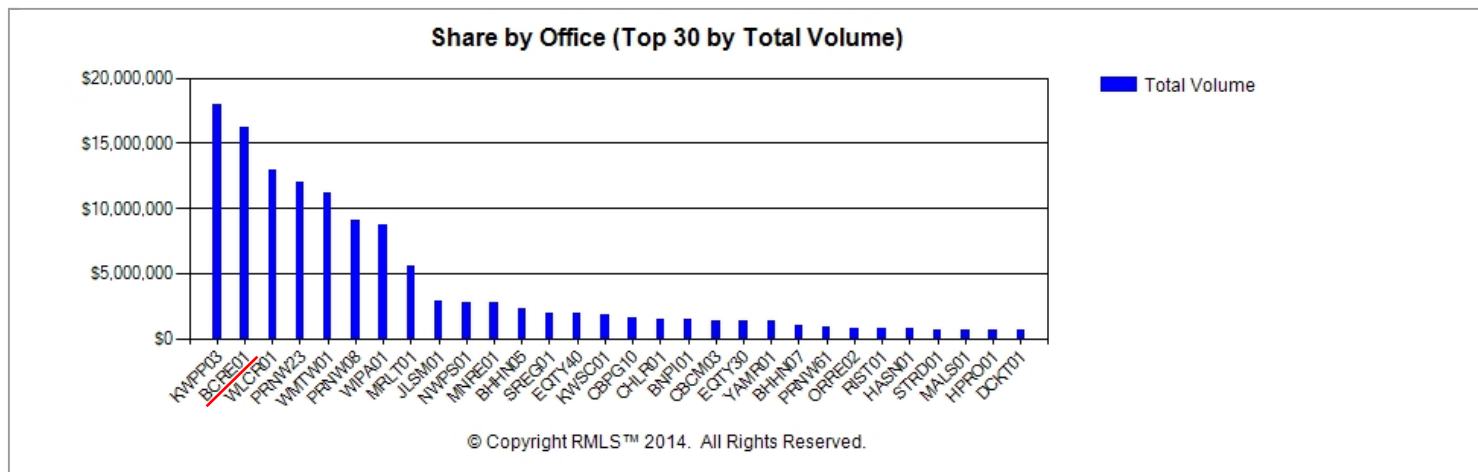
Office Share

Presented by: Randy McCreith 503-310-9147 Randy@TheMcCreithTeam.com 207 NE 19th Street - Suite 100 1/14/2014 11:21:29 AM
 Bella Casa RE Group

Search Criteria

Property Category = RESIDENTIAL, MULTIFAMILY, COMM/INDUSTRIAL, LOTS AND LAND Area = 156 Status = SLD, SNL Status Date Range = 1/1/2013...12/31/2013 Search Type = List and Selling Office

Report Graph Who was most successful in selling their own listings in Yamhill County in 2013?



Report Data

Rank	Office Code	Company	Market Share	Listing Units	Listing Volume	Sold Units	Sold Volume	Total Units	Total Volume	Average Price
1	KWPP03	Keller Williams Realty Portland Premere	13.55%	24	\$9,000,900	24	\$9,000,900	48	\$18,001,800	\$375,037
2	BCRE01	Bella Casa RE Group	12.25%	34	\$8,136,741	34	\$8,136,741	68	\$16,273,482	\$239,315
3	WLCR01	Willcuts Company Realtors	9.71%	20	\$6,451,006	20	\$6,451,006	40	\$12,902,012	\$322,550
4	PRNW23	Prudential NW Properties	9.08%	20	\$6,028,200	20	\$6,028,200	40	\$12,056,400	\$301,410
5	WMTW01	Willamette West REALTORS	8.40%	22	\$5,578,075	22	\$5,578,075	44	\$11,156,150	\$253,548
6	PRNW08	Prudential NW Properties	6.87%	35	\$4,562,708	35	\$4,562,708	70	\$9,125,416	\$130,363
7	WIPA01	Windermere Pacific Crest Realt	6.54%	21	\$4,346,280	21	\$4,346,280	42	\$8,692,560	\$206,965
8	MRLT01	M Realty LLC.	4.23%	3	\$2,810,000	3	\$2,810,000	6	\$5,620,000	\$936,666
9	JLSM01	John L. Scott Market Center	2.22%	5	\$1,476,650	5	\$1,476,650	10	\$2,953,300	\$295,330
10	NWPS01	Northwest Property Sales LLC	2.11%	10	\$1,403,413	10	\$1,403,413	20	\$2,806,826	\$140,341
11	MNRE01	Jim McNeely Real Estate	2.10%	3	\$1,392,826	3	\$1,392,826	6	\$2,785,652	\$464,275
12	BHHN05	Berkshire Hathaway HomeServices NW Real Estate	1.76%	7	\$1,172,000	7	\$1,172,000	14	\$2,344,000	\$167,428
13	SREG01	Summa Real Estate Group	1.51%	1	\$1,000,000	1	\$1,000,000	2	\$2,000,000	\$1,000,000
14	EQTY40	RE/MAX Equity Group	1.50%	10	\$998,700	10	\$998,700	20	\$1,997,400	\$99,870
15	KWSC01	Keller Williams SunsetCorridor	1.40%	2	\$930,000	2	\$930,000	4	\$1,860,000	\$465,000
16	CBPG10	Coldwell Banker Professional	1.21%	6	\$800,750	6	\$800,750	12	\$1,601,500	\$133,458
17	CHLR01	Coastal Hills Realty, Inc	1.15%	5	\$761,500	5	\$761,500	10	\$1,523,000	\$152,300
18	BNPI01	Windermere West LLC	1.09%	2	\$724,723	2	\$724,723	4	\$1,449,446	\$362,361
19	CBCM03	Coldwell Banker Commerical Mtn	1.08%	1	\$715,000	1	\$715,000	2	\$1,430,000	\$715,000
20	EQTY30	RE/MAX Equity Group	1.04%	3	\$689,400	3	\$689,400	6	\$1,378,800	\$229,800
21	YAMR01	Yamhill Realty	1.03%	3	\$686,800	3	\$686,800	6	\$1,373,600	\$228,933
22	BHHN07	Berkshire Hathaway HomeServices NW Real Estate	0.80%	2	\$528,900	2	\$528,900	4	\$1,057,800	\$264,450
23	PRNW61	Prudential NW Properties	0.70%	5	\$463,000	5	\$463,000	10	\$926,000	\$92,600
24	ORRE02	Oregon Realty Co.	0.62%	3	\$414,850	3	\$414,850	6	\$829,700	\$138,283
25	RIST01	Rich Stark Realty	0.59%	1	\$390,000	1	\$390,000	2	\$780,000	\$390,000
26	HASN01	Hasson Company Realtors	0.58%	1	\$385,000	1	\$385,000	2	\$770,000	\$385,000
27	STRD01	Stone Ridge Real Estate	0.52%	2	\$346,400	2	\$346,400	4	\$692,800	\$173,200
28	MALSO1	Mal & Seitz	0.50%	2	\$334,150	2	\$334,150	4	\$668,300	\$167,075
29	HPRO01	Hardy Properties	0.47%	1	\$315,390	1	\$315,390	2	\$630,780	\$315,390
30	DCKT01	Duckett Realty Inc.	0.47%	3	\$315,000	3	\$315,000	6	\$630,000	\$105,000
31	ORFT01	Oregon First	0.47%	1	\$315,000	1	\$315,000	2	\$630,000	\$315,000
32	KWPC01	Keller Williams-PDX Central	0.47%	2	\$314,000	2	\$314,000	4	\$628,000	\$157,000
33	6HHP01	H & H Preferred Real Estate	0.43%	1	\$287,500	1	\$287,500	2	\$575,000	\$287,500
34	PRSI01	Premier Homes Real Estate	0.43%	1	\$282,950	1	\$282,950	2	\$565,900	\$282,950

Office Share

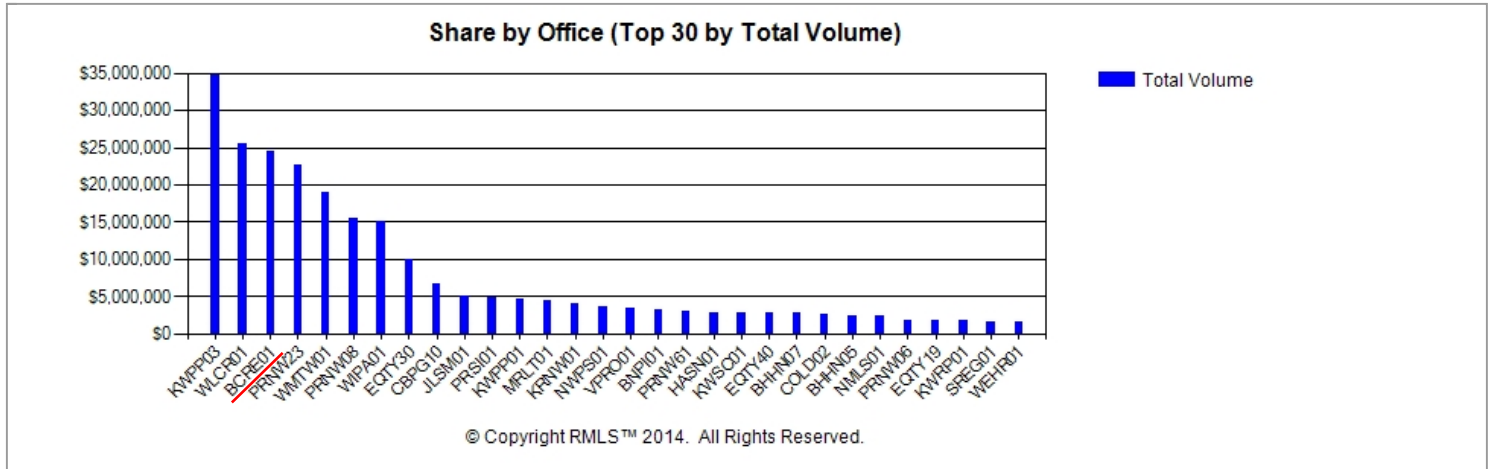
Presented by: Randy McCreith 503-310-9147 Randy@TheMcCreithTeam.com 207 NE 19th Street - Suite 100 1/14/2014 11:23:24 AM
 Bella Casa RE Group

Search Criteria

Property Category = RESIDENTIAL, MULTIFAMILY, COMM/INDUSTRIAL, LOTS AND LAND Area = 156 Status = SLD, SNL Status Date Range = 1/1/2013...12/31/2013 Search Type = List Office

Report Graph

Who sold the most listings in Yamhill County in 2013?



Report Data

Rank	Office Code	Company	Market Share	Listing Units	Listing Volume	Total Units	Total Volume	Average Price
1	KWPP03	Keller Williams Realty Portland Premere	11.31%	103	\$34,880,750	103	\$34,880,750	\$338,648
2	WLCR01	Willcuts Company Realtors	8.28%	103	\$25,545,002	103	\$25,545,002	\$248,009
3	BCRE01	Bella Casa RE Group	7.92%	98	\$24,425,221	98	\$24,425,221	\$249,236
4	PRNW23	Prudential NW Properties	7.34%	83	\$22,629,498	83	\$22,629,498	\$272,644
5	WMTW01	Willamette West REALTORS	6.15%	103	\$18,953,375	103	\$18,953,375	\$184,013
6	PRNW08	Prudential NW Properties	5.03%	94	\$15,520,122	94	\$15,520,122	\$165,107
7	WIPA01	Windermere Pacific Crest Realt	4.91%	67	\$15,133,027	67	\$15,133,027	\$225,866
8	EQTY30	RE/MAX Equity Group	3.23%	43	\$9,959,841	43	\$9,959,841	\$231,624
9	CBPG10	Coldwell Banker Professional	2.17%	36	\$6,695,400	36	\$6,695,400	\$185,983
10	JLSM01	John L. Scott Market Center	1.66%	18	\$5,107,986	18	\$5,107,986	\$283,777
11	PRSI01	Premier Homes Real Estate	1.56%	25	\$4,810,550	25	\$4,810,550	\$192,422
12	KWPP01	Keller Williams Realty Portland Premere	1.50%	21	\$4,625,410	21	\$4,625,410	\$220,257
13	MRLT01	M Realty LLC.	1.48%	6	\$4,554,950	6	\$4,554,950	\$759,158
14	KRNW01	Knipe Realty NW, Inc	1.28%	10	\$3,960,500	10	\$3,960,500	\$396,050
15	NWPS01	Northwest Property Sales LLC	1.21%	25	\$3,733,363	25	\$3,733,363	\$149,334
16	VPRO01	Valley Realty	1.10%	9	\$3,394,400	9	\$3,394,400	\$377,155
17	BNPI01	Windermere West LLC	1.03%	10	\$3,174,350	10	\$3,174,350	\$317,435
18	PRNW61	Prudential NW Properties	1.00%	20	\$3,083,050	20	\$3,083,050	\$154,152
19	HASN01	Hasson Company Realtors	0.94%	9	\$2,903,900	9	\$2,903,900	\$322,655
20	KWSC01	Keller Williams SunsetCorridor	0.94%	13	\$2,891,900	13	\$2,891,900	\$222,453
21	EQTY40	RE/MAX Equity Group	0.90%	16	\$2,785,499	16	\$2,785,499	\$174,093
22	BHHN07	Berkshire Hathaway HomeServices NW Real Estate	0.90%	11	\$2,774,177	11	\$2,774,177	\$252,197
23	COLD02	Coldwell Banker Mountain West	0.87%	14	\$2,696,700	14	\$2,696,700	\$192,621
24	BHHN05	Berkshire Hathaway HomeServices NW Real Estate	0.78%	14	\$2,412,500	14	\$2,412,500	\$172,321
25	NMLS01	Non Rmls Broker	0.77%	8	\$2,389,000	8	\$2,389,000	\$298,625
26	PRNW06	Prudential NW Properties	0.61%	4	\$1,880,650	4	\$1,880,650	\$470,162
27	EQTY19	RE/MAX Equity Group	0.61%	10	\$1,873,460	10	\$1,873,460	\$187,346
28	KWRP01	Keller Williams Realty Profes.	0.60%	8	\$1,854,800	8	\$1,854,800	\$231,850
29	SREG01	Summa Real Estate Group	0.53%	4	\$1,641,000	4	\$1,641,000	\$410,250
30	WEHR01	Westhills Realty	0.52%	6	\$1,595,000	6	\$1,595,000	\$265,833
31	KENN01	John L. Scott WSL	0.46%	8	\$1,419,052	8	\$1,419,052	\$177,381
32	MTRO01	Metro West Realty	0.46%	2	\$1,417,000	2	\$1,417,000	\$708,500
33	MNRE01	Jim McNeeley Real Estate	0.45%	3	\$1,392,826	3	\$1,392,826	\$464,275
34	EQTY15	RE/MAX Equity Group	0.45%	2	\$1,392,000	2	\$1,392,000	\$696,000
35	ELIT01	Elite Realty	0.45%	10	\$1,376,322	10	\$1,376,322	\$137,632
36	CRRE01	C & R Real Estate Services	0.45%	1	\$1,375,000	1	\$1,375,000	\$1,375,000
37	MILR01	Miller Consulting Group, LLC	0.44%	4	\$1,346,500	4	\$1,346,500	\$336,625

↑ tied for #1