

Office Share

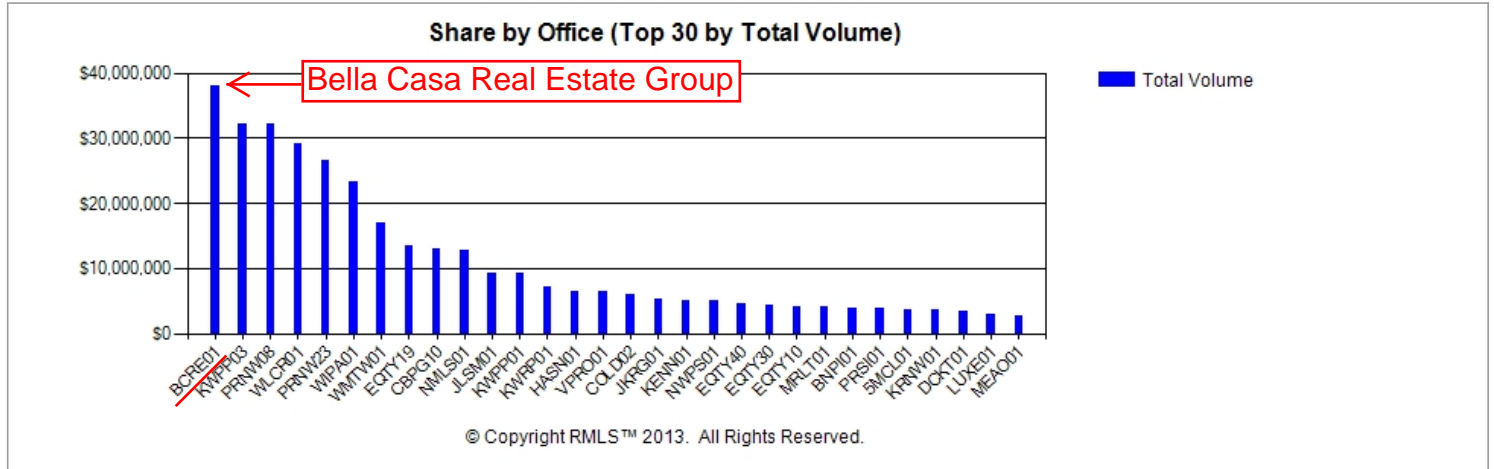
Presented by: Randy McCreith 503-310-5613 Randy@TheMcCreithTeam.com 207 NE 19th Street - Suite 100 1/10/2013 2:41:12 PM
 Bella Casa RE Group

Search Criteria

Property Category = RESIDENTIAL, MULTIFAMILY, COMM/INDUSTRIAL, LOTS AND LAND Area = 156 Status = SLD, SNL Status Date Range = 1/1/2012...12/31/2012 Search Type = List or Selling Office

Report Graph

2012: Total Sold Volume for Yamhill County by Office



Report Data

Rank	Office Code	Company	Market Share	Listing Units	Listing Volume	Sold Units	Sold Volume	Total Units	Total Volume	Average Price
1	BCRE01	Bella Casa RE Group	8.10%	77	\$18,344,576	95	\$19,617,591	172	\$37,962,167	\$220,710
2	KWPP03	Keller Williams Realty Port Pr	6.89%	61	\$18,680,925	54	\$13,608,220	115	\$32,289,145	\$280,775
3	PRNW08	Prudential NW Properties	6.86%	104	\$15,600,935	99	\$16,554,142	203	\$32,155,077	\$158,399
4	WLCR01	Willcuts Company Realtors	6.25%	80	\$17,372,455	53	\$11,904,545	133	\$29,277,000	\$220,127
5	PRNW23	Prudential NW Properties	5.70%	65	\$14,989,444	57	\$11,722,564	122	\$26,712,008	\$218,950
6	WIPA01	Windermere Pacific Crest Realt	4.97%	50	\$12,056,250	48	\$11,250,077	98	\$23,306,327	\$237,819
7	WMTW01	Willamette West REALTORS	3.64%	49	\$9,195,605	41	\$7,847,445	90	\$17,043,050	\$189,367
8	EQTY19	RE/MAX Equity Group	2.86%	29	\$6,963,475	29	\$6,444,518	58	\$13,407,993	\$231,172
9	CBPG10	Coldwell Banker Professional	2.78%	31	\$6,310,668	43	\$6,716,700	74	\$13,027,368	\$176,045
10	NMLS01	Non Rmls Broker	2.73%	12	\$3,306,410	35	\$9,475,550	47	\$12,781,960	\$271,956
11	JLSM01	John L. Scott Market Center	1.99%	16	\$3,658,694	26	\$5,663,294	42	\$9,321,988	\$221,952
12	KWPP01	Keller Williams Realty Port Pr	1.97%	19	\$4,120,830	24	\$5,124,460	43	\$9,245,290	\$215,006
13	KWRP01	Keller Williams Realty Profes.	1.54%	19	\$3,846,901	16	\$3,383,049	35	\$7,229,950	\$206,570
14	HASN01	Hasson Company Realtors	1.40%	6	\$3,839,536	4	\$2,722,666	10	\$6,562,202	\$656,220
15	VPRO01	Valley Realty	1.38%	4	\$2,462,700	12	\$4,018,800	16	\$6,481,500	\$405,093
16	COLD02	Coldwell Banker Mountain West	1.27%	29	\$4,583,800	8	\$1,383,777	37	\$5,967,577	\$161,285
17	JKRG01	Joni Knight Realty Group	1.15%	6	\$2,219,400	12	\$3,183,200	18	\$5,402,600	\$300,144
18	KENN01	John L. Scott WSL	1.11%	36	\$4,735,852	4	\$450,000	40	\$5,185,852	\$129,646
19	NWPS01	Northwest Property Sales LLC	1.08%	15	\$2,202,200	20	\$2,846,000	35	\$5,048,200	\$144,234
20	EQTY40	RE/MAX Equity Group	1.00%	6	\$2,104,950	9	\$2,567,200	15	\$4,672,150	\$311,476
21	EQTY30	RE/MAX Equity Group	0.96%	12	\$2,132,300	8	\$2,356,600	20	\$4,488,900	\$224,445
22	EQTY10	RE/MAX Equity Group	0.90%	17	\$3,252,865	4	\$958,500	21	\$4,211,365	\$200,541
23	MRLT01	M Realty LLC.	0.89%	6	\$2,418,900	5	\$1,757,000	11	\$4,175,900	\$379,627
24	BNPI01	Windermere West LLC	0.84%	9	\$2,273,066	6	\$1,654,999	15	\$3,928,065	\$261,871
25	PRSI01	Premier Homes Real Estate	0.83%	19	\$3,889,150	0	\$0	19	\$3,889,150	\$204,692
26	5MCL01	McLain & Associates	0.78%	2	\$1,760,000	3	\$1,897,102	5	\$3,657,102	\$731,420
27	KRNW01	Knipe Realty NW, Inc	0.78%	4	\$918,300	15	\$2,720,100	19	\$3,638,400	\$191,494
28	DCKT01	Duckett Realty Inc.	0.76%	12	\$1,524,700	13	\$2,012,850	25	\$3,537,550	\$141,502
29	LUXE01	Luxe Platinum Properties	0.64%	1	\$3,000,000	0	\$0	1	\$3,000,000	\$3,000,000
30	MEAO01	Meadows Group Inc., Realtors	0.60%	4	\$1,541,000	4	\$1,255,284	8	\$2,796,284	\$349,535
31	CBSL04	Coldwell Banker Seal	0.60%	7	\$1,223,400	7	\$1,571,600	14	\$2,795,000	\$199,642
32	RETY04	Realty Trust Group, Inc.	0.59%	1	\$1,308,300	2	\$1,444,300	3	\$2,752,600	\$917,533
33	ALLS01	All Service Realty	0.54%	4	\$828,500	10	\$1,721,987	14	\$2,550,487	\$182,177
34	KWSC01	Keller Williams SunsetCorridor	0.54%	7	\$1,402,100	5	\$1,124,900	12	\$2,527,000	\$210,583
35	REMP01	REMC Properties.com	0.51%	2	\$593,500	10	\$1,779,400	12	\$2,372,900	\$197,741
36	KWPC01	Keller Williams-PDX Central	0.50%	4	\$786,000	6	\$1,540,700	10	\$2,326,700	\$232,670

Office Share

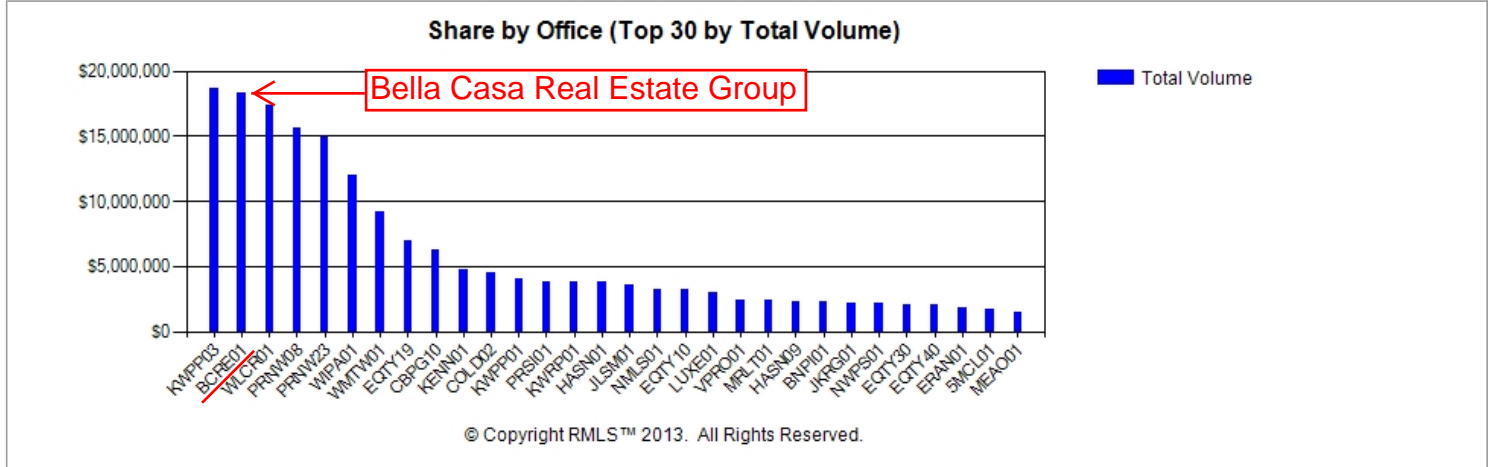
Presented by: Randy McCreith 503-310-5613 Randy@TheMcCreithTeam.com 207 NE 19th Street - Suite 100 1/10/2013 2:36:11 PM
 Bella Casa RE Group

Search Criteria

Property Category = RESIDENTIAL, MULTIFAMILY, COMM/INDUSTRIAL, LOTS AND LAND Area = 156 Status = SLD, SNL Status Date Range = 1/1/2012...12/31/2012 Search Type = List Office

Report Graph

2012- Most Listings Sold in Yamhill County



Report Data

Rank	Office Code	Company	Market Share	Listing Units	Listing Volume	Total Units	Total Volume	Average Price
1	KWPP03	Keller Williams Realty Port Pr	7.97%	61	\$18,680,925	61	\$18,680,925	\$306,244
2	BCRE01	Bella Casa RE Group	7.83%	77	\$18,344,576	77	\$18,344,576	\$238,241
3	WLCR01	Willcuts Company Realtors	7.42%	80	\$17,372,455	80	\$17,372,455	\$217,155
4	PRNW08	Prudential NW Properties	6.66%	104	\$15,600,935	104	\$15,600,935	\$150,008
5	PRNW23	Prudential NW Properties	6.40%	65	\$14,989,444	65	\$14,989,444	\$230,606
6	WIPA01	Windermere Pacific Crest Realt	5.15%	50	\$12,056,250	50	\$12,056,250	\$241,125
7	WMTW01	Willamette West REALTORS	3.93%	49	\$9,195,605	49	\$9,195,605	\$187,665
8	EQTY19	RE/MAX Equity Group	2.97%	29	\$6,963,475	29	\$6,963,475	\$240,119
9	CBPG10	Coldwell Banker Professional	2.69%	31	\$6,310,668	31	\$6,310,668	\$203,569
10	KENN01	John L. Scott WSL	2.02%	36	\$4,735,852	36	\$4,735,852	\$131,551
11	COLD02	Coldwell Banker Mountain West	1.96%	29	\$4,583,800	29	\$4,583,800	\$158,062
12	KWPP01	Keller Williams Realty Port Pr	1.76%	19	\$4,120,830	19	\$4,120,830	\$216,885
13	PRSI01	Premier Homes Real Estate	1.66%	19	\$3,889,150	19	\$3,889,150	\$204,692
14	KWRP01	Keller Williams Realty Profes.	1.64%	19	\$3,846,901	19	\$3,846,901	\$202,468
15	HASN01	Hasson Company Realtors	1.64%	6	\$3,839,536	6	\$3,839,536	\$639,922
16	JLSM01	John L. Scott Market Center	1.56%	16	\$3,658,694	16	\$3,658,694	\$228,668
17	NMLS01	Non Rmls Broker	1.41%	12	\$3,306,410	12	\$3,306,410	\$275,534
18	EQTY10	RE/MAX Equity Group	1.39%	17	\$3,252,865	17	\$3,252,865	\$191,345
19	LUXE01	Luxe Platinum Properties	1.28%	1	\$3,000,000	1	\$3,000,000	\$3,000,000
20	VPRO01	Valley Realty	1.05%	4	\$2,462,700	4	\$2,462,700	\$615,675
21	MRLT01	M Realty LLC.	1.03%	6	\$2,418,900	6	\$2,418,900	\$403,150
22	HASN09	Hasson Company Realtors	0.98%	7	\$2,301,500	7	\$2,301,500	\$328,785
23	BNPI01	Windermere West LLC	0.97%	9	\$2,273,066	9	\$2,273,066	\$252,562
24	JKRG01	Joni Knight Realty Group	0.95%	6	\$2,219,400	6	\$2,219,400	\$369,900
25	NWPS01	Northwest Property Sales LLC	0.94%	15	\$2,202,200	15	\$2,202,200	\$146,813
26	EQTY30	RE/MAX Equity Group	0.91%	12	\$2,132,300	12	\$2,132,300	\$177,691
27	EQTY40	RE/MAX Equity Group	0.90%	6	\$2,104,950	6	\$2,104,950	\$350,825
28	ERAN01	ERA/NW Professional Realty	0.78%	10	\$1,830,800	10	\$1,830,800	\$183,080
29	5MCL01	McLain & Associates	0.75%	2	\$1,760,000	2	\$1,760,000	\$880,000
30	MEAO01	Meadows Group Inc., Realtors	0.66%	4	\$1,541,000	4	\$1,541,000	\$385,250
31	EQTY13	RE/MAX Equity Group	0.65%	11	\$1,533,500	11	\$1,533,500	\$139,409
32	DCKT01	Duckett Realty Inc.	0.65%	12	\$1,524,700	12	\$1,524,700	\$127,058
33	REEK01	Reekie Properties LLC	0.61%	10	\$1,419,750	10	\$1,419,750	\$141,975
34	KWSC01	Keller Williams SunsetCorridor	0.60%	7	\$1,402,100	7	\$1,402,100	\$200,300
35	RETY04	Realty Trust Group, Inc.	0.56%	1	\$1,308,300	1	\$1,308,300	\$1,308,300
36	CBSL02	Coldwell Banker Seal	0.55%	10	\$1,285,100	10	\$1,285,100	\$128,510

Office Share

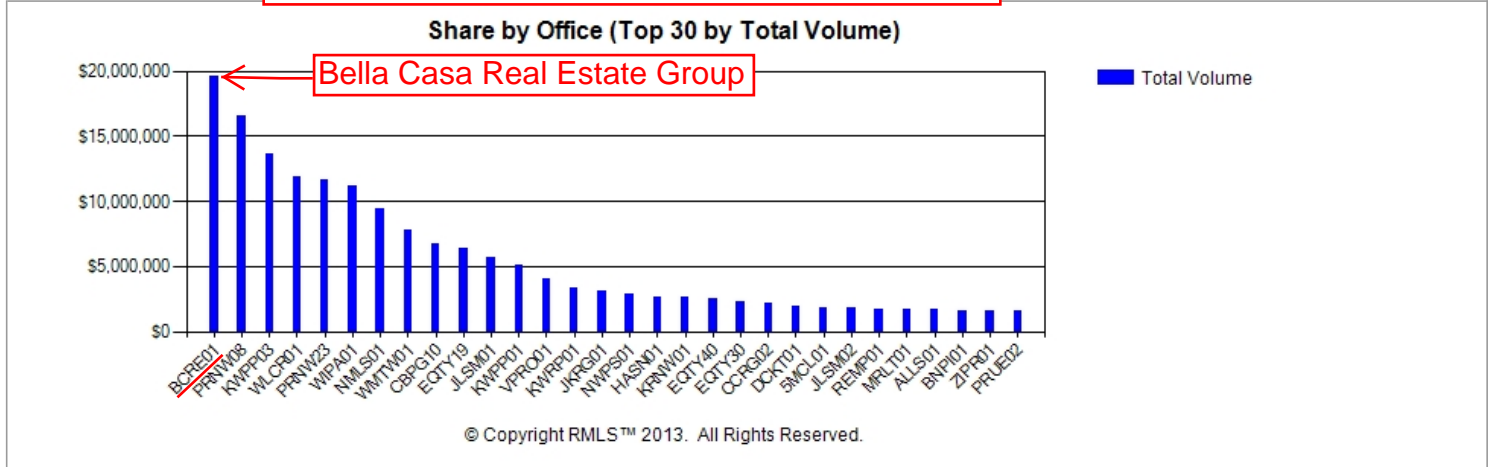
Presented by: Randy McCreith 503-310-5613 Randy@TheMcCreithTeam.com 207 NE 19th Street - Suite 100 1/10/2013 2:38:13 PM
 Bella Casa RE Group

Search Criteria

Property Category = RESIDENTIAL, MULTIFAMILY, COMM/INDUSTRIAL, LOTS AND LAND Area = 156 Status = SLD, SNL Status Date Range = 1/1/2012...12/31/2012 Search Type = Selling Office

Report Graph

2012- Most Buyer Volume Sold in Yamhill County



Report Data

Rank	Office Code	Company	Market Share	Sold Units	Sold Volume	Total Units	Total Volume	Average Price
1	BCRE01	Bella Casa RE Group	8.37%	95	\$19,617,591	95	\$19,617,591	\$206,500
2	PRNW08	Prudential NW Properties	7.07%	99	\$16,554,142	99	\$16,554,142	\$167,213
3	KWPP03	Keller Williams Realty Port Pr	5.81%	54	\$13,608,220	54	\$13,608,220	\$252,004
4	WLCR01	Willcuts Company Realtors	5.08%	53	\$11,904,545	53	\$11,904,545	\$224,614
5	PRNW23	Prudential NW Properties	5.00%	57	\$11,722,564	57	\$11,722,564	\$205,659
6	WIPA01	Windermere Pacific Crest Realt	4.80%	48	\$11,250,077	48	\$11,250,077	\$234,376
7	NMLS01	Non Rmls Broker	4.04%	35	\$9,475,550	35	\$9,475,550	\$270,730
8	WMTW01	Willamette West REALTORS	3.35%	41	\$7,847,445	41	\$7,847,445	\$191,401
9	CBPG10	Coldwell Banker Professional	2.87%	43	\$6,716,700	43	\$6,716,700	\$156,202
10	EQTY19	RE/MAX Equity Group	2.75%	29	\$6,444,518	29	\$6,444,518	\$222,224
11	JLSM01	John L. Scott Market Center	2.42%	26	\$5,663,294	26	\$5,663,294	\$217,819
12	KWPP01	Keller Williams Realty Port Pr	2.19%	24	\$5,124,460	24	\$5,124,460	\$213,519
13	VPRO01	Valley Realty	1.72%	12	\$4,018,800	12	\$4,018,800	\$334,900
14	KWRP01	Keller Williams Realty Profes.	1.44%	16	\$3,383,049	16	\$3,383,049	\$211,440
15	JKRG01	Joni Knight Realty Group	1.36%	12	\$3,183,200	12	\$3,183,200	\$265,266
16	NWPS01	Northwest Property Sales LLC	1.21%	20	\$2,846,000	20	\$2,846,000	\$142,300
17	HASN01	Hasson Company Realtors	1.16%	4	\$2,722,666	4	\$2,722,666	\$680,666
18	KRNW01	Knipe Realty NW, Inc	1.16%	15	\$2,720,100	15	\$2,720,100	\$181,340
19	EQTY40	RE/MAX Equity Group	1.10%	9	\$2,567,200	9	\$2,567,200	\$285,244
20	EQTY30	RE/MAX Equity Group	1.01%	8	\$2,356,600	8	\$2,356,600	\$294,575
21	CCRG02	Real Estate Network Group	0.95%	3	\$2,220,000	3	\$2,220,000	\$740,000
22	DCKT01	Duckett Realty Inc.	0.86%	13	\$2,012,850	13	\$2,012,850	\$154,834
23	5MCL01	McLain & Associates	0.81%	3	\$1,897,102	3	\$1,897,102	\$632,367
24	JLSM02	John L. Scott Market Center	0.80%	10	\$1,870,700	10	\$1,870,700	\$187,070
25	REMP01	REMC Properties.com	0.76%	10	\$1,779,400	10	\$1,779,400	\$177,940
26	MRLT01	M Realty LLC.	0.75%	5	\$1,757,000	5	\$1,757,000	\$351,400
27	ALLS01	All Service Realty	0.74%	10	\$1,721,987	10	\$1,721,987	\$172,198
28	BNPI01	Windermere West LLC	0.71%	6	\$1,654,999	6	\$1,654,999	\$275,833
29	ZIPR01	ZipRealty, Inc.	0.70%	6	\$1,649,600	6	\$1,649,600	\$274,933
30	PRUE02	Prudential R.E. Professionals	0.69%	5	\$1,612,000	5	\$1,612,000	\$322,400
31	CBSL04	Coldwell Banker Seal	0.67%	7	\$1,571,600	7	\$1,571,600	\$224,514
32	KWPC01	Keller Williams-PDX Central	0.66%	6	\$1,540,700	6	\$1,540,700	\$256,783
33	SREG01	Summa Real Estate Group	0.64%	6	\$1,490,000	6	\$1,490,000	\$248,333
34	RETY04	Realty Trust Group, Inc.	0.62%	2	\$1,444,300	2	\$1,444,300	\$722,150
35	ORRE02	Oregon Realty Co.	0.59%	6	\$1,390,800	6	\$1,390,800	\$231,800
36	COLD02	Coldwell Banker Mountain West	0.59%	8	\$1,383,777	8	\$1,383,777	\$172,972