

# Denver Real Estate News – Denver Realtor Reviews: October 2015 Market Statistics

November 2, 2015 by Christopher Gibson [Leave a Comment](#) (Edit)

## Denver Real Estate News – Denver Realtor Reviews: October 2015 Real Estate Market Statistics

These Denver real estate market statistics are from the Denver MLS (REColorado.com) .

They reflect real estate sales data for the end of October 2015. They do not reflect real estate sales that occurred off market or outside of the Denver MLS.

Average Denver home price, median Denver home price, Denver real estate sales volume, and Denver real estate average days on market statistics slideshow on YouTube.

### The average home price in Metro Denver, Colorado


The average home price in Metro Denver is up 12% Year Over Year from \$322,096 in October 2014 to \$361,354 In October 2015. The average home price in Metro Denver is up almost 3% Month Over Month from \$351,524 in September 2015.

Jan	\$327,057	
Feb	\$342,888	
Mar	\$354,744	
Apr	\$361,492	
May	\$373,360	
Jun	\$372,478	
Jul	\$363,972	
Aug	\$361,440	
Sep	\$351,524	
Oct	\$322,096	\$361,354




### The median home price in Metro Denver, Colorado

The median home price in Metro Denver is up 13% Year Over Year from \$270,900 in October 2014 to \$307,200 In October 2015. The median home price in Metro Denver is up a little less than 1% Month Over Month from \$305,000 in September 2015.



### Real estate sales volume in Metro Denver, Colorado

Real estate sales volume is down month over month and relatively flat year over year in Metro Denver, Colorado.



### Number of real estate sales in Metro Denver, Colorado

There were 4,698 real estate sales in October 2015, 15% less than September 2015 and almost 9% less than October 2014.



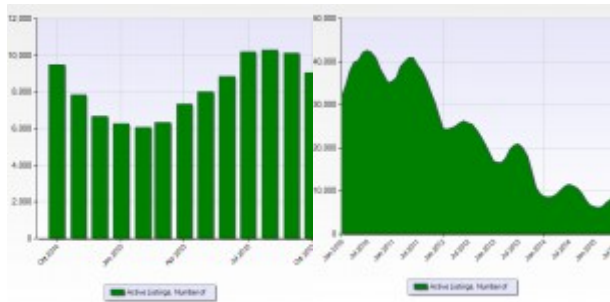
### Months of real estate inventory in Metro Denver, Colorado

Year over year and month over month, the amount of real estate inventory has minimally increased, but is just below 2 months of inventory on the market. This is dramatically below previous year's inventory levels.



### Number of real estate listings inventory in Metro Denver, Colorado

At the end of October 2015 there were 9,046 real estate listings which is almost 5% less than the 9,504 listings at the end of October 2014 and almost 11% less than the 10,137 listings at the end of September 2015. This is dramatically below previous year's amounts.



### Average days on market for a Metro Denver, Colorado home for sale

At 27 days the average days on market is 2 days longer than September 2015 but 9 days less than October 2014. This is dramatically below previous years averages.

Feb	40
Mar	33
Apr	26
May	22
Jun	20
Jul	20
Aug	22
Sep	25



### Summary of Denver Real Estate Market Conditions

Prices seem to be stabilizing from their rapid increase, inventory and days on the market are on the rise, but still indicate a strong seller's market.

Find public reviews of Denver Realtor and real estate agent Christopher Gibson at the following locations:



BBB  
Rating: A+  
Click for  
Review



**See all reviews of Denver Realtor and real estate agent Christopher Gibson  
at <http://denverhomesales.info/testimonials/>**

1. Find information about how buying a home in around Denver Colorado works at <http://denverhomesales.info/denver-home-buying-info/>
2. Find information about my risk free premium Denver home seller services at <http://denverhomesales.info/denver-realtor-premium-denver-home-seller-services/>
3. See my list of recommended service professionals at <http://denverhomesales.info/denver-service-providers/>
4. Android & iPhone mobile home search app: <http://denvermlsapp.com>